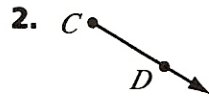
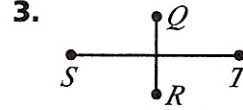


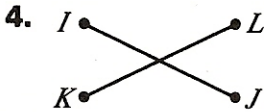
Lines, Line Segments, and Rays


Identify each figure.

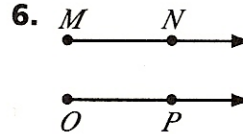




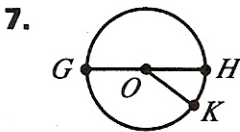


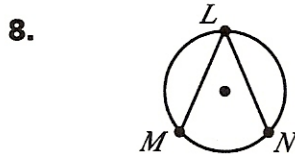


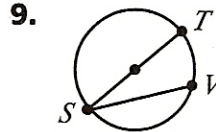




Identify the parts of a circle.







Algebra & Functions Locate the set of points. Then connect the points to draw line segments. Classify the lines as perpendicular or parallel.

10. Line segment OP :
 (1, 4) (2, 4) (3, 4) (4, 4)
- Line segment QR :
 (1, 2) (2, 2) (3, 2) (4, 2)

