

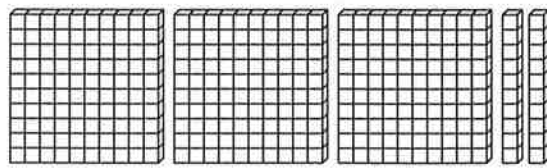
Explore Subtracting Whole Numbers



Use models to subtract $322 - 145$.

Step 1

Model the greater number.

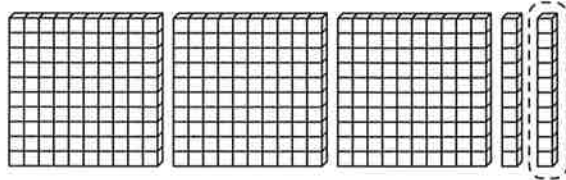


← You need to subtract 145, or 1 hundred 4 tens 5 ones.

$$\begin{array}{r} 322 \\ - 145 \\ \hline \end{array}$$

Step 2

Subtract the ones. Regroup a ten for 10 ones, if necessary.

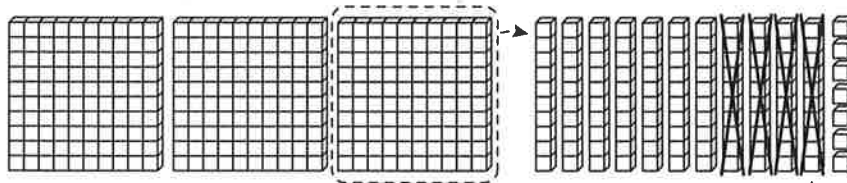


Subtract 5 ones.

$$\begin{array}{r} 112 \\ 3\cancel{2}\cancel{2} \\ - 145 \\ \hline 7 \end{array}$$

Step 3

Subtract the tens. Regroup a hundred for 10 tens, if necessary.

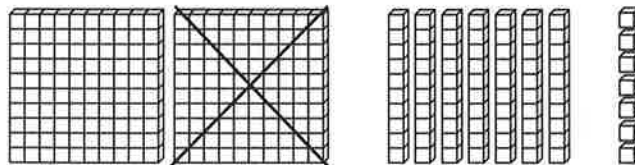


Subtract 4 tens.

$$\begin{array}{r} 2112 \\ \cancel{3}\cancel{2}\cancel{2} \\ - 145 \\ \hline 77 \end{array}$$

Step 4

Subtract the hundreds.



Subtract 1 hundred.

$$\begin{array}{r} 2112 \\ \cancel{3}\cancel{2}\cancel{2} \\ - 145 \\ \hline 177 \end{array}$$

Subtract. Use or draw models to help you subtract.

1. $\begin{array}{r} 724 \\ - 318 \\ \hline \end{array}$

2. $\begin{array}{r} 916 \\ - 108 \\ \hline \end{array}$

3. $\begin{array}{r} 568 \\ - 59 \\ \hline \end{array}$

4. $\begin{array}{r} 428 \\ - 247 \\ \hline \end{array}$

5. $\begin{array}{r} 353 \\ - 182 \\ \hline \end{array}$

6. $\begin{array}{r} 964 \\ - 281 \\ \hline \end{array}$

7. $\begin{array}{r} 735 \\ - 586 \\ \hline \end{array}$

8. $\begin{array}{r} 327 \\ - 299 \\ \hline \end{array}$

9. $\begin{array}{r} 863 \\ - 575 \\ \hline \end{array}$

10. $\begin{array}{r} 651 \\ - 93 \\ \hline \end{array}$

11. $274 - 126 = \underline{\hspace{2cm}}$

12. $745 - 67 = \underline{\hspace{2cm}}$